

Total - D

Outstanding convertible securities-

No. of outstanding securities

As a % of total no. of outstanding convertible securities

As a % of total no. of shares of the company, assuming full conversion of the convertible securities

Held by promoter/promoter group

Held by public Total - E

Warrants-

No. of warrants

As a % of total no. of warrants

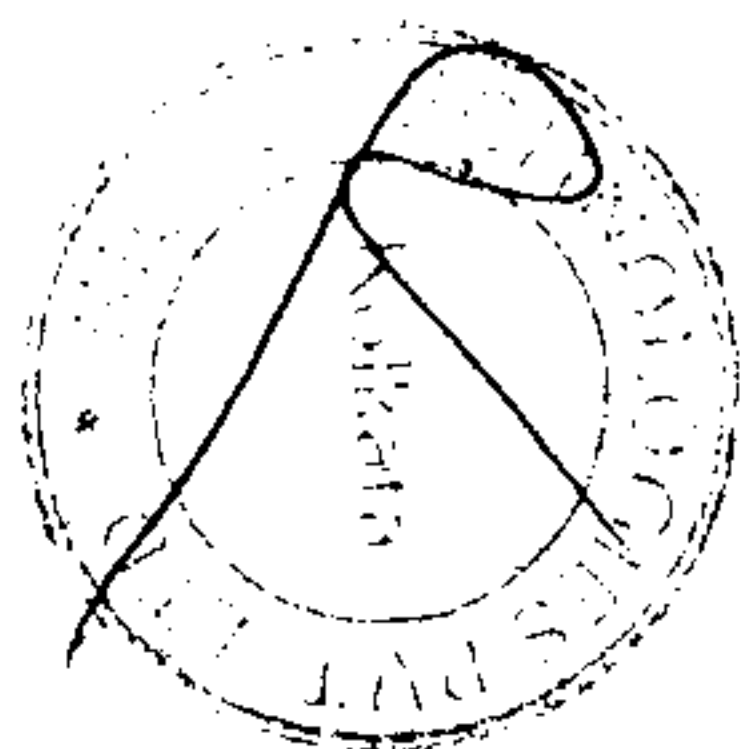
As a % of total no. of shares of the company, assuming full conversion of warrants

Held by promoter/promoter group

Held by public Total - F


Total paid-up capital of the company, assuming full conversion of warrants and convertible securities

10750000



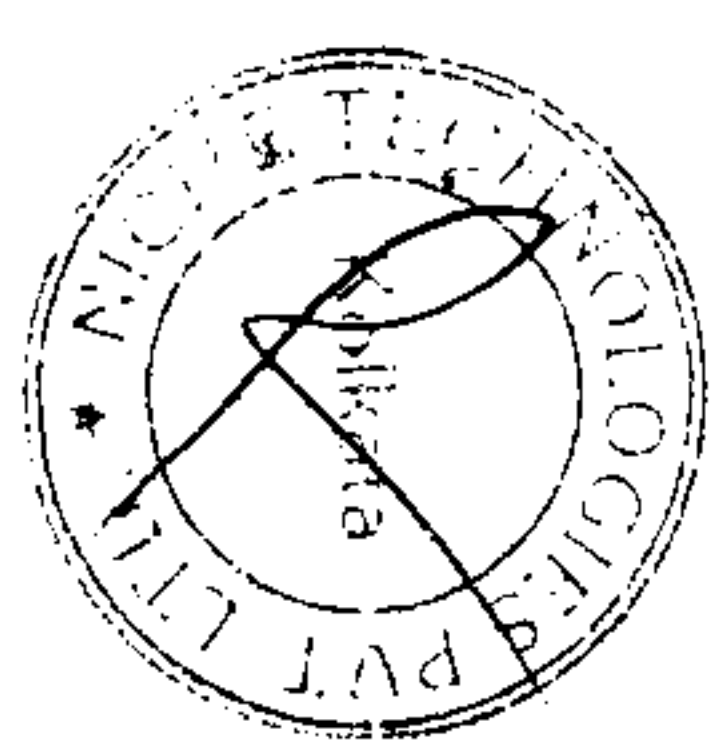
Category Category of Shareholders Number of Total Number of As A % of As B % of Number of As A
 Code Category of Shareholders of Shareholders of number of shares held in (A+B) (A+B+C) Pledged percentage
 (i) (ii) (iii) (iv) (v) (vi) (vii) (viii) (ix)=(viii)/(ix*100)

(1)	(2)	(3)	(4)	(5)	(6)	(7)	(8)	(9)	(10)	(11)	(12)	(13)	(14)	(15)	(16)
(A)	Total Shareholding of Promoter & Promoter Group														
(1)	Indian	8	4733508	4733508	44.033	44.033									
(a)	Individual/HUF														
(b)	Central Govt./ State Govt.														
(c)	Bodies Corporate	4	2389447	2389447	22.227	22.227									
(d)	Fin. Institutions / Bank														
(e)	Any Other														
	Sub-Total of (A)(1)	12	7122955	7122955	66.260	66.260									
(2)	Foreign														
(a)	Individuals (NRIs/Foreign)														
(b)	Bodies Corporate														
(c)	Institutions														
(d)	Qualified Foreign Investors														
(e)	Any Other														
	Sub-Total of (A)(2)														
	Shareholding of Promoter & Promoter Group (A) = A1+A2	12	7122955	7122955	66.260	66.260									
(B)	Public Shareholding														
(1)	Institutions														
(a)	Mutual Funds / UTI														
(b)	Fin. Institutions / Banks	2	2400	2400	0.022	0.022									
(c)	Central Govt./ State Govt.														
(d)	Venture Capital														
(e)	Insurance Company														
(f)	Foreign Fin. Investors														
(g)	Foreign VC Investors														
(h)	Qualified Foreign Investors														
(i)	Any Other														
	Sub-Total (B)(1)	2	2400	2400	0.022	0.022									
(2)	Non-Institutions														
(a)	Bodies Corporate	167	633271	587771	5.891	5.891									
(b)	Individuals	5975	1816286	1540371	16.896	16.896									
	1. Individual Shareholders Holding Nominal Share Upto Rs.1 Lakh	34	1023148	1003648	9.518	9.518									
	ii. Individual Shareholders Holding Nominal Share Greater than Rs.1 Lakh														
(c)	Qualified Foreign Investors														
(d)	Any Other	26	90429	90429	0.841	0.841									
	NRIs/OCBs	52	61511	61511	0.572	0.572									
	Clearing Memb/Clearing Cor	6254	3624645	3283730	33.718	33.718									
	Sub-Total (B)(2)	6256	3627045	3284230	33.740	33.740									
	Total Public Shareholding (B) = (B)(1) + (B)(2)	6268	10750000	10407185	100.000	100.000									
	TOTAL (A)+(B)														
(C)	Shares held by Custodians And against which DRs have been issued														
(1)	Promoter and Promoter Group														
(2)	Public	6268	10750000	10407185	100.000	100.000									
	Grand Total (A)+(B)+(C)	6268	10750000	10407185	100.000	100.000									



LTD.
 Statement showing holding of securities (including shares, warrants, convertible securities) of persons
 belonging to the category [Promoter & Promoter Group] As on 30/06/2014


1. Name of the shareholder	Details of Shares Held				Encumbered shares (#)	As a % of grand total (A)+(B)+(C)	As a % of grand total of sub-clause (I)(a)	Details of warrants			Details of Convertible Securities			Total shares (including underlying shares assuming full conversion of warrants and convertible securities) as a % of diluted share capital
	Number of Shares held	As a % of grand total (A)+(B)+(C)	Number of Pledged Shares held	As a percentage (A)+(B)+(C) held				Number of warrants held	As a % of total number of warrants	Number of convertible securities held	Zw.r.t. total number of convertible securities of the same class	Number of convertible securities of the same class	Zw.r.t. total number of convertible securities of the same class	
(i)	(ii)	(iii)	(iv)	(v)	(vi)={v}/(iii)*100	(vii)	(viii)	(ix)	(x)	(xi)	(xii)			
1. ANVAR CONSTRUCTIONS PVT LTD.	375000	3.488	0	0.000	0.000	0.000	0	0.000	0	0.000	3.488			
2. KHATOD INVESTMENTS AND FINANCE COMPANY L	921225	8.570	0	0.000	0.000	0.000	0	0.000	0	0.000	8.570			
3. LOKA PROPERTIES PVT LIMITED	377100	3.508	0	0.000	0.000	0.000	0	0.000	0	0.000	3.508			
4. PYRAMID SALES PVT. LTD.	716122	6.662	0	0.000	0.000	0.000	0	0.000	0	0.000	6.662			
5. KUSUM DEVI DUGAR	5000	0.047	0	0.000	0.000	0.000	0	0.000	0	0.000	0.047			
6. REKHA SHARMA	2950	0.027	0	0.000	0.000	0.000	0	0.000	0	0.000	0.027			
7. SHEETAL DUGAR	1803180	16.774	0	0.000	0.000	0.000	0	0.000	0	0.000	16.774			
8. SUNDAR LAL DUGAR	620700	5.774	0	0.000	0.000	0.000	0	0.000	0	0.000	5.774			
9. SUNDAR LAL DUGAR	67200	0.625	0	0.000	0.000	0.000	0	0.000	0	0.000	0.625			
0. VINOD DUGAR	2068023	19.237	0	0.000	0.000	0.000	0	0.000	0	0.000	19.237			
1. VINOD DUGAR	46400	0.432	0	0.000	0.000	0.000	0	0.000	0	0.000	0.432			
2. YASHRAJHI DUGAR	120055	1.117	0	0.000	0.000	0.000	0	0.000	0	0.000	1.117			
TOTAL	7122955	66.260	0	0.000	0.000	0.000	Nil	Nil	Nil	Nil	66.260			



NIC INDUSTRIES LTD.

(1)(c)(1) Statement showing holding of securities (including shares, warrants, convertible securities) of persons belonging to the category [PUBLIC] and holding more than 1.000(X) of the total number of shares as on 30/06/2014

Sr.1. Name(s) of the shareholder	Number of Shares held	Shares as a percentage of total number of shares (i.e., Grand Total (A)+(B)+(C) indicated in Statement at para (1)(a) above)	Details of Warrants		Details of convertible securities		Total shares (including underlying shares assuming full conversion of warrants and convertible securities) as a % of diluted share capital
			Number of Warrants held	As a % of total warrants held	Number of convertible securities held	Zu.r.t. total number of convertible securities of the same class	
1. MAHESHWARI PLAZA RESORTS LIMITED	234931	2.185	0	0.000	0	0.000	2.185
2. BABITA KISHANGPAL BANG	236600	2.220	0	0.000	0	0.000	2.220
3. SHAMBHU NATH JAJODIA	117780	1.096	0	0.000	0	0.000	1.096
TOTAL	591311	5.501	Nil	Nil	Nil	Nil	5.501




NIC INDUSTRIES LTD.

(1)(c)(11) Statement showing holding of securities (including shares, warrants, convertible securities) of persons (together with PAC) belonging to the category [PUBLIC] and holding more than 5.000(Z) of the total number of shares of the company as on 30/06/2014

Sl. No.	Name(s) of the shareholder and the Persons Acting in Concert (PAC) with them	Number of Shares held	Shares as a percentage of total number of shares (i.e., Grand Total (A)+(B)+(C) indicated in Statement at para (1)(a) above)	Details of Warrants		Details of convertible securities		Total shares (including underlying shares assuming full conversion of warrants and convertible securities) as a % of diluted share capital
				Number of Warrants held	As a % of total warrants number	Number of convertible securities held	Number of total convertible securities	
1.		NIL	NIL	NIL	NIL	NIL	NIL	NIL



Srl. Name(s) of the Shareholder	Category of Shareholders (Promoter/ Public)	Number of Locked-in Shares	% to Total
1.		Nil	NIL



Srl. Type of Outstanding DR (ADRs, GDRs, SDRs, etc)	Number of Outstanding DRs	Number of Shares underlying outstanding DRs	Shares underlying Outstanding DRs as a Percentage of total number of shares (ie. Grand total(A)+(B)+ (C) indicated in Statement at para (I)(a) above)
1. Nil	Nil	Nil	NIL



5478

NTC INDUSTRIES LTD.

(1)(b) STATEMENT SHOWING DETAILS OF DEPOSITORY RECEIPTS (DRs), WHERE UNDERLYING SHARES HELD BY 'PROMOTER/PROMOTER GROUP' ARE IN EXCESS OF 1% OF THE TOTAL NO. OF SHARES

Page: 1

Sr. Name of the DR Holder	Type of outstanding DR (ADRs, CDRs, SDRs, etc.) DRs	Number of Shares Underlying outstanding DRs	Shares underlying Outstanding DRs as Percentage of total number of shares (ie. Grand total (A)+(B)+(C) indicated in statement at para (1)(a) above
1. Nil	Nil	Nil	Nil
2. Nil	Nil	Nil	Nil
TOTAL Nil	Nil	Nil	Nil

